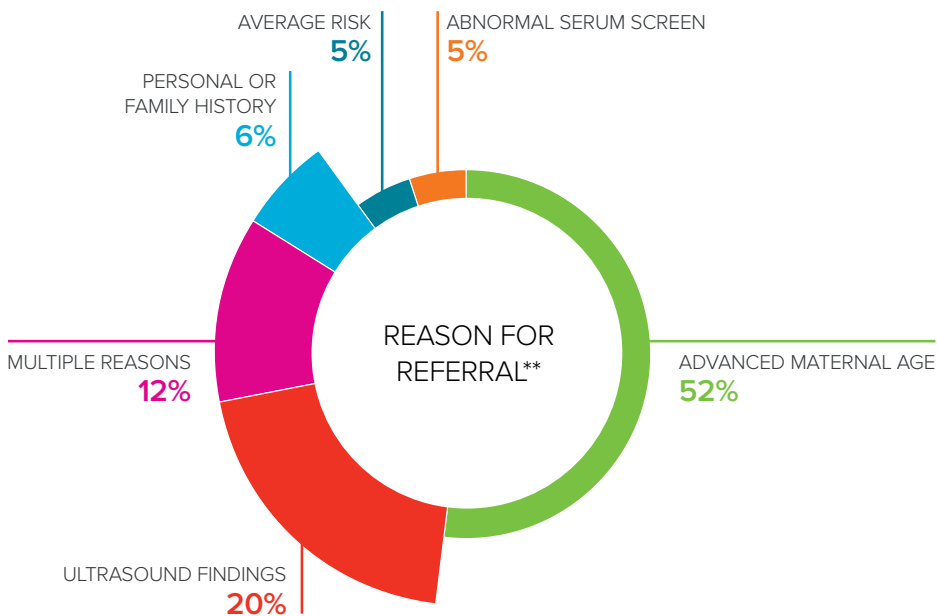


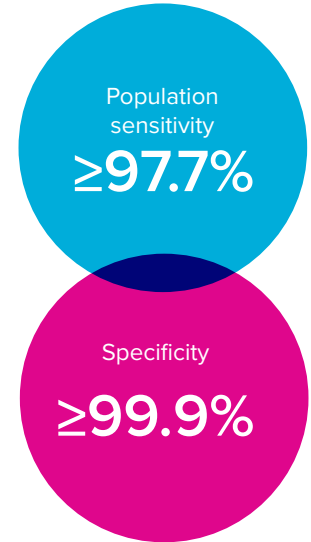
The MaterniT GENOME laboratory-developed test screens all 23 pairs of chromosomes in the entire genome, with high sensitivity, specificity, and proven commercial reliability. It is designed to detect whole chromosome abnormalities, sex chromosome aneuploidies (SCAs), subchromosomal copy number variants (CNVs) ≥ 7 Mb, and select microdeletions.

When should you use the MaterniT GENOME test?¹

Based on peer experience, look for complex cases beyond advanced maternal age (AMA)

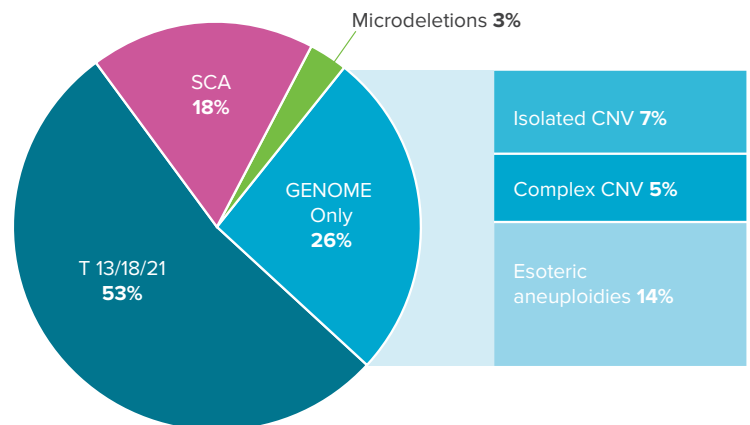


Performance*



What will you see with the MaterniT GENOME test?¹

Summary of the 1,392 positive results



* Sensitivity estimated from the samples in the published clinical validation study² and across the observed range of fetal fractions.

Actual sensitivity may also be influenced by other factors such as the size of the event, total sequence counts, amplification bias, or sequence bias.

** Per test requisition

Key points^{1,3}

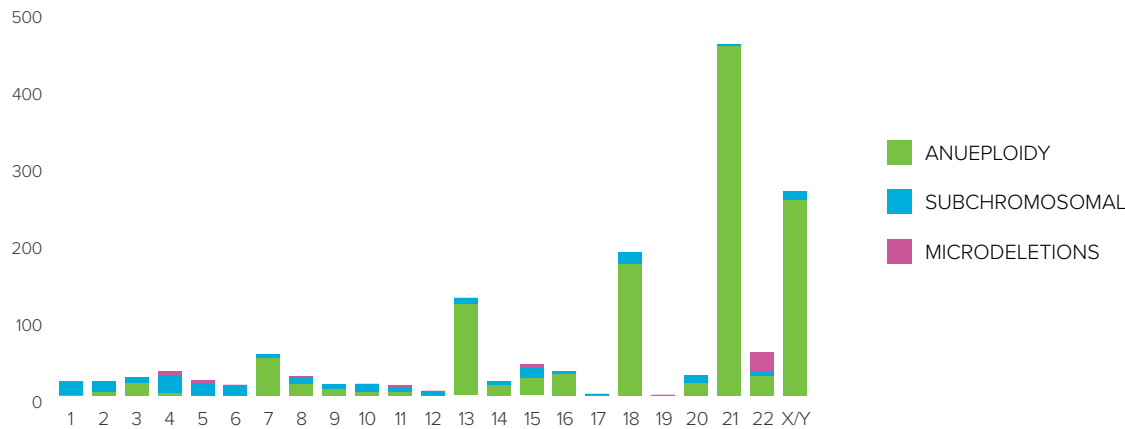
- Genome-wide screening, 23 pairs of chromosomes
- Analyzes genome-wide aneuploids and events ≥ 7 Mb
- n = 28,760
- Leading reasons for referral beyond AMA
 - 20% Ultrasound findings
 - 12% Multiple indications
 - 6% Personal/family history
- Positive results were observed for every chromosome
 - 4.8% of all tests positive (n=1,392)
 - Of all positives, 14% reported as positive for esoteric aneuploidy (excluding chromosomes 21, 18, 13, X and Y)
 - The most common single esoteric aneuploidies involved chromosomes 7, 16, 22, 3, and 15
 - Nearly half of all cases positive for an esoteric aneuploidy had a clinically relevant outcome



MaterniT GENOME clinical experience finds up to 30% more chromosomal information than traditional NIPT as test adoption continues.⁴

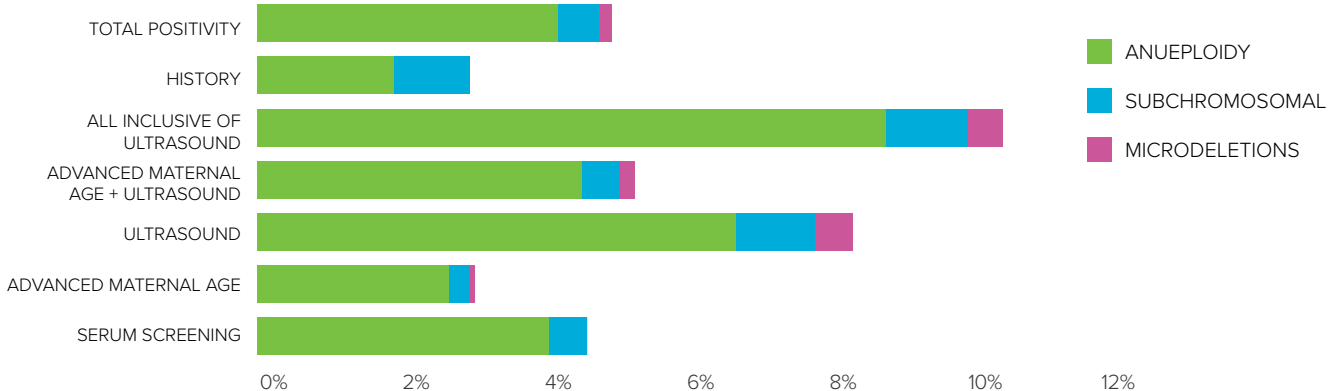
Abnormal findings identified across the entire genome¹

Every chromosome is represented among the positive cases (n = 1,392)



Positivity rate varies by reason(s) for referral⁵

Abnormal ultrasound associated with higher positivity rate



Results from case studies are not predictive of results in other cases. Results in other cases may vary.

© 2019 Laboratory Corporation of America® Holdings. All rights reserved. | rep-1248-v1-0419 | L18893-0419-1