


MaterniT[®]

GENOME

A fully validated
genome-wide NIPT



Why it's different

By combining increased sequencing depth with industry-leading expertise, the MaterniT® GENOME test offers a breadth of coverage unlike any other noninvasive prenatal test available to date.

After more than 20,000 tests resulted by Integrated Genetics, up to 30% of all positive findings could only be detected by MaterniT GENOME methodology.¹

Because most other NIPTs don't analyze for that 30%, they don't report on it. But that doesn't mean there's nothing to report.

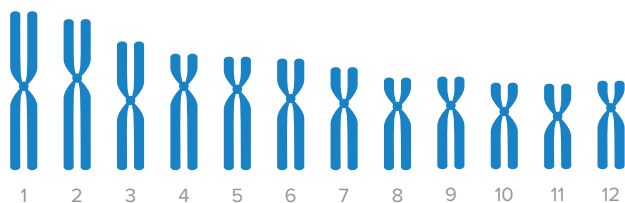
REPORTS ON DELETIONS/DUPLICATIONS ≥ 7 MB... AND CLINICALLY RELEVANT MICRODELETIONS < 7 MB²

Like most NIPTs, MaterniT GENOME starts with the ease of an ordinary blood draw, taken as early as nine weeks gestation.

It screens for common trisomies (such as 21, 18, and 13), sex chromosome aneuploidies, and analyzes seven clinically significant microdeletion regions.

It also analyzes every chromosome and can provide information about clinically relevant microdeletions and gains or losses of chromosome material ≥ 7 Mb across the entire genome—something other validated NIPTs do not currently do.

Whole chromosome analysis



MaterniT GENOME



Other NIPTs

Its capacity to analyze chromosomal material genome-wide makes MaterniT GENOME an ideal fit for high-risk cases where a patient may wish to avoid a diagnostic procedure, or where screening for common aneuploidies may not be enough. Recent MaterniT GENOME case studies present findings not detectable by conventional NIPT (ask a LabCorp/Integrated Genetics representative for details, or visit integratedgenetics.com/providers/tests/prenatal/nipt/maternitgenome).

Though not a fetal karyotype, MaterniT GENOME offers a level of information that previously was only available from a karyotype analysis.

In fact, cryptic deletions or duplications larger than 7 Mb can sometimes go undetected by routine prenatal karyotype.³ The clinical consequences of this can lead to complex, severe fetal anomalies. Fortunately, models of available abnormal cases show that MaterniT GENOME can identify > 95% of genome-wide deletions or duplications \geq 7 Mb.⁴ This enables a comprehensive fetal chromosomal screen noninvasively.

A HIGHER STANDARD FOR DIGEORGE RESULTING

The 22q microdeletion is associated with DiGeorge syndrome, which, according to the US National Library of Medicine, impacts one in 4,000 pregnancies.⁵

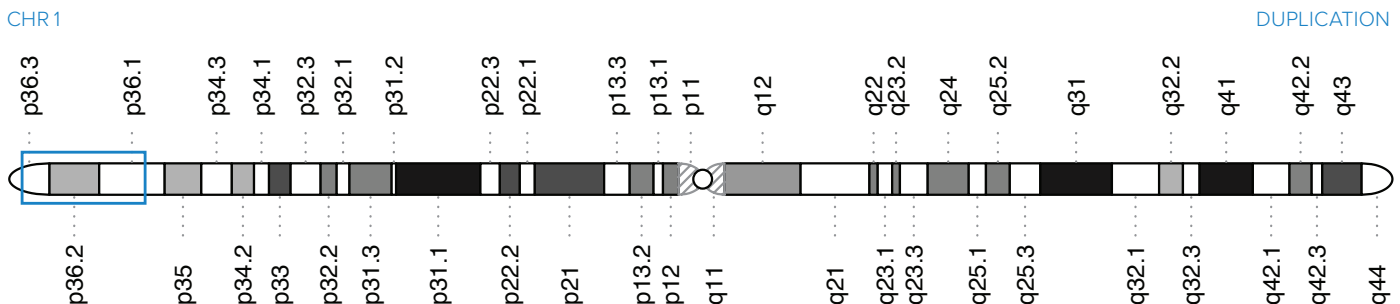
With a reportable fetal fraction threshold of \geq 4%, sensitivity of 74%, and specificity of 99.9% for 22q11.2 microdeletions,⁶ MaterniT GENOME sets a higher standard in reporting for this critical chromosomal abnormality.

VALIDATED PERFORMANCE, STRAIGHTFORWARD REPORTING

Integrated Genetics has a history of innovation, with each new advancement in NIPT characterized by reliable results and supported by extensive validation studies.

Validation testing of MaterniT GENOME built on this history, augmenting earlier work in genome-wide analysis, to ensure highly accurate results. (Visit sequenom.com/company/clinical-updates)

And the MaterniT GENOME test delivers sophisticated DNA analysis in straightforward terms. The reporting style (see example chromosome ideogram below) is designed to facilitate communication between you and your patient.



The report features a chromosome ideogram, which illustrates abnormal results to facilitate comprehension. In this example, we see an approximate 15.3 Mb gain of chromosome 1 material, suggestive of a duplication in the region of p36.3-p36.1.

| CONTENT | RESULT |
|-------------------------------------------------------------------|----------------------|
| AUTOSOMAL ANEUPLOIDIES | |
| Trisomy 21 (Down syndrome) | Negative |
| Trisomy 18 (Edwards syndrome) | Negative |
| Trisomy 13 (Patau syndrome) | Negative |
| Other autosomal aneuploidies | Negative |
| SEX CHROMOSOME ANEUPLOIDIES | |
| Fetal sex | Consistent w/ female |
| Monosomy X (Turner syndrome) | Negative |
| XYY (Jacobs syndrome) | Negative |
| XXY (Klinefelter syndrome) | Negative |
| XXX (Triple X syndrome) | Negative |
| GENOME-WIDE COPY NUMBER VARIANTS \geq 7 Mb | |
| Gains/Losses \geq 7 Mb | Positive |
| SELECT MICRODELETIONS | |
| 22q11 deletion (associated with DiGeorge syndrome) | Negative |
| 15q11 deletion (associated with Prader-Willi / Angelman syndrome) | Negative |
| 11q23 deletion (associated with Jacobsen syndrome) | Negative |
| 8q24 deletion (associated with Langer-Giedion syndrome) | Negative |
| 5p15 deletion (associated with Cri-du-chat syndrome) | Negative |
| 4p16 deletion (associated with Wolf-Hirschhorn syndrome) | Negative |
| 1p36 deletion syndrome | Negative |

Each chromosome target receives a distinct result of *Positive* or *Negative*

Toll-free (within the US)
877.821.7266

www.integratedgenetics.com

Outside US: 858.202.9000

Fax: 858.202.9108

International inquiries:

sqnm-internationalupdates@labcorp.com

MaterniT NIPT physician hotline:

877.635.7105 (within the US)

Sequenom Laboratories
3595 John Hopkins Court
San Diego, CA 92121



View short videos on genetic testing:

www.integratedgenetics.com/videos

Sequenom and Integrated Genetics are both brands of Laboratory Corporation of America® Holdings. Sequenom, Inc. is a wholly owned subsidiary of Laboratory Corporation of America Holdings. Sequenom Center for Molecular Medicine, LLC d/b/a Sequenom Laboratories, is a wholly owned subsidiary of Sequenom, Inc. Integrated Genetics is a brand used by Esoterix Genetic Laboratories, LLC, a wholly owned subsidiary of Laboratory Corporation of America Holdings.

| | |
|-------------------|-----------------|
| Test name | MaterniT GENOME |
| Test number | 451941 |
| Fetal sex opt-out | 452106 |



Professional services complement our pioneering science...



RAPID RESULTS

Overnight shipping of samples is available with a typical turnaround time of about 3-5 days after a test arrives at our labs.



COST ESTIMATOR

New cost estimator plus rapid, proactive support from our expert *Every Mom Pledge* team. We work directly with your patients to make our pricing options transparent.



CONVENIENT BLOOD DRAWS

Blood draws just got easier for you and your patients. We are now part of LabCorp and have a nationwide network of patient service centers, allowing for convenient access to sample collection.

Visit www.LabCorp.com to find your nearest location.



GENETIC COUNSELING

Patients with a positive test result may be offered counseling, and Sequenom and Integrated Genetics offer the largest national commercial network of genetic counselors to help inform and support patients.



OUR EVERY MOM PLEDGE TEAM IS HERE FOR YOUR PATIENTS

We believe every mom should have access to the best possible care. That's why we work directly with you to make sure our testing services are accessible and out-of-pocket costs are transparent.

REFERENCES

1. Internal data.
2. Lefkowitz RB, Tynan JA, Liu T, et al. Clinical validation of a noninvasive prenatal test for genomewide detection of fetal copy number variants. *Am J Obstet Gynecol* 2016;215:227.e1-16.
3. Di Gregorio E, et al. Large cryptic genomic rearrangements with apparently normal karyotypes detected by array-CGH. *Mol Cytogenet.* 2014;7(82).
4. Norton ME, Baer RJ, Wapner RJ, et al. Cell-free DNA vs sequential screening for the detection of fetal chromosomal abnormalities. *Am J Obstet Gynecol* 2016;214:727.e1-6.
5. "22q11.2 Deletion Syndrome." Genetics Home Reference. *US National Library of Medicine*, 6 Dec. 2016. Web. 8 Dec. 2016.
6. Internal data. Sensitivity estimated across the observed size distribution of DiGeorge syndrome [per ISCA database nstd37] and across the range of fetal fractions observed in routine clinical NIPT.